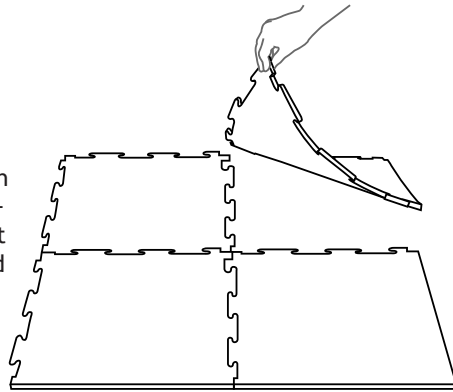



## How does it work

DoTile® Fit VIRTUS-I is characterized by the presence of joints which allow an extremely simple installation, without the need for any ground fastening.




## Installation method

1




1. Define the installation area

2




2. Start placing a corner tile

3




3. Lay the edge tiles till ending the first line with a new corner tile

4



4. Repeat the process by completing one of the adjacent edges

5



5. Complete the installation by laying edge tiles and center tiles, closing with the last angular